

welcome



NICE TO MEET YOU p8



TRAVEL LIGHT p10



CAN I HAVE A COFFEE? p12



FAWLTY TOWERS p14


SPEAKING 1.1 Introduce yourself and others 1.2 Identify objects 1.3 Make requests
1.4 Check into a hotel

LISTENING 1.1 Listen to people introduce themselves 1.3 Understand people in tourist
situations 1.4 Watch an extract from a sitcom about a hotel

READING 1.2 Read about travelling light

WRITING 1.1 Improve your use of capital letters 1.4 Complete a registration form
at a hotel

BBC
INTERVIEWS

 What's your name?



1.1)) NICE TO MEET YOU

- G** present simple: *be*
- P** word stress
- V** countries and nationalities



SPEAKING

1 A Put the conversation in the correct order (A–D).

- 1 Nice to meet you, Nick.
- 2 Hi, Susanna, I'm Nick.
- 3 You too.
- 4 Hello, my name's Susanna. **A**

B Work with other students and practise the conversation. Use your own names.

C Work in pairs. What are the names of the other students in the class?

A: *His name's Juan.*

B: *Yes. And her name's Ana, I think.*

A: *No, her name's Anya, not Ana.*

LISTENING

2 A **1.1** Listen to three conversations. Which conversations are in the photos?

B Listen again and underline the correct alternative.

- 1 a Jenny and Omar are/aren't friends.
b Omar *is/isn't* a student.
- 2 a Chris *is/isn't* from the UK.
b It *is/isn't* his first time in Hong Kong.
- 3 a Andrea *is/isn't* an Italian name.
b Andrea *is/isn't* from Italy.

C Look at these expressions from the listening. Write N (a new person) or F (a friend or someone you know).

- 1 How are you? **F**
- 2 How are things?
- 3 Great. / Fine. / Good. / OK. / All right. / Not bad.
- 4 Nice to meet you.
- 5 Good to see you.
- 6 Pleased to meet you.

GRAMMAR

PRESENT SIMPLE: *BE*

3 A **1.2** Work in pairs and complete the table. Then listen and check.

Positive and negative statements		
I	<u>am</u>	Dave.
He		here from the UK.
We		friends.
I	_____ not	a student.

Questions and short answers			
_____	you	friends from school?	Yes, we _____.
_____	your name	Andrew?	No, it _____.

page 128 **LANGUAGEBANK**

B Complete the conversation.

A: Hi, Muhammed. Good to see you. This ¹ _____ Zofia. She ² _____ in my class.

B: Hi, Zofia. Nice to meet ³ _____.

C: You too. ⁴ _____ you a student?

B: Yes, I ⁵ _____.

C Work in groups. Take turns to introduce people.

VOCABULARY

COUNTRIES AND NATIONALITIES

4 A Complete the table with the nationalities.

Country	Nationality
Poland, Spain, Turkey, the UK	<i>Polish,</i>
Italy, Argentina, Russia, the USA	
China, Japan	

B Circle your country and nationality above or add them to the table.

C **1.3 WORD STRESS** Listen and underline the stressed syllable.

Poland, Polish

D Work in pairs and take turns. Student A: say a country. Student B: say the nationality.

speakout TIP

Write new vocabulary in your notebook. Underline the stressed syllables to help you with the pronunciation.

page 152 **PHOTOBANK**

5 A **1.4** Work in pairs and do the quiz below.

A: I think it's from Australia.

B: I think it's Brazilian, from Brazil.

B Check your answers on page 163.

WRITING

CAPITAL LETTERS

6 A Tick the correct information in the box below.

Use capital letters for the first letter of:

countries ✓ all nouns famous places jobs
cities names of people nationalities food
languages the first word in a sentence

B Correct the sentences.

1 the eiffel tower is in france.

2 'buenos días!' is spanish for 'hello'.

3 sake is japanese.

4 spaghetti is food from italy.

C Work in pairs. Student A: spell your name or the name of a famous person. Student B: write it. Then check your spelling with Student A.

A: De Luca: D, e, new word, L, u, c, a.

B: Vanessa Mae: V, a, n, e, s, s, a, new word, M, a, e.

SPEAKING

7 A Write the names of four countries. Add information about a place, food/drink and a famous person.

India – Taj Mahal, curry ...

B Work in pairs and take turns. Student A: read out your information. Student B: guess the country.

A: The Taj Mahal, curry.

B: Is it India?

A: Yes, it is.

HEAR IT SEE IT TASTE IT!

1

Listen and match the countries to the music (A–E) you hear.

1 Russia _____ 2 Ireland _____ 3 Turkey _____ 4 Brazil _____ 5 Australia _____

2

Look at the maps and match the countries to the shapes you see.



1 France _____ 2 Egypt _____ 3 Peru _____ 4 Thailand _____ 5 New Zealand _____

3

Look at the pictures and match the food with the nationalities.



1 Italian _____ 2 Japanese _____ 3 Indian _____ 4 Spanish _____ 5 Chinese _____

1.2 TRAVEL LIGHT

- G** this/that, these/those; possessives
- P** word stress; this, that, these, those
- V** objects

VOCABULARY

OBJECTS

1 A Match the words in the box with objects A–P in the picture. Which object isn't in the picture?

a camera **J** a mobile (phone) keys a diary
a passport a magazine a credit card
an MP3 player and earphones a newspaper
a toothbrush a sweater sunglasses a watch
a purse a ticket a laptop shampoo

B **1.5 WORD STRESS** Listen and underline the stressed syllable in the words.

camera

C Work in pairs and take turns. Student A: point to an object in the picture. Student B: name the object.

A: What's this?

B: It's a camera.

D Work in pairs and discuss. What five things are always in your bags?

A: I always have a laptop in my bag.

B: Me too.

READING

2 A Look at the picture again. Work in pairs and discuss. What five things are always in your carry-on bag on a plane?

A: I think a laptop is important.

B: Yes. Sunglasses? No. Take sunglasses in your pocket.

B Read the information and circle the correct number. Take 9 / 10 / 11 / 12 things in your carry-on bag.

C Read the text again and write the names of objects 1–5.



1 _____ 2 _____ 3 _____




4 _____ 5 _____

D Read the text again and put a tick (✓) next to two good ideas and a cross (X) next to two bad ideas. Then work in pairs and discuss.

Take it or leave it!

With only 10 kilograms for your carry-on bag, what's important to take?



Electrical Things

- **MP3 PLAYER** good for music and audiobooks – put it in your bag.
- **MOBILE PHONE** put it in your pocket, but take the charger in your bag.
- **CAMERA** is your mobile a camera too? Then leave your camera at home.
- **EARPHONES** good for watching DVDs on your laptop. Put them with your mobile phone.
- **LAPTOP** in your bag, with an adaptor, of course.

Practical Things

- **DIARY** with all your important travel and contact information. Put it in your bag.
- **KEYS** put them in the bag so they're easy to find.
- **PASSPORT AND TICKET** these are important so have them in a pocket on your bag.
- **PURSE** coins are a problem at security. Put them in a purse in your bag – yes, men too.

Other Things

- **MAGAZINES AND NEWSPAPERS** leave them at home; they're free on the plane.
- **SHAMPOO** most hotels have shampoo or buy it in town.
- **SUNGLASSES** go in your pocket or on your head, not in the bag!
- **SWEATER** wear it. It's good for the plane if it's cold.
- **TOOTHBRUSH AND TOOTHPASTE** max 100 ml in your carry-on bag.

GRAMMAR

THIS/THAT, THESE/THOSE; POSSESSIVES

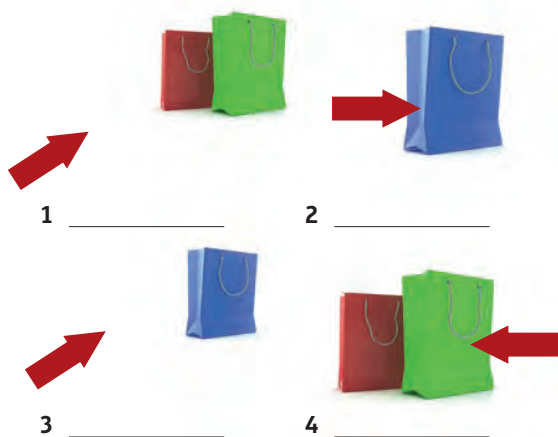
- 3 A** **1.6** Listen to three conversations. Where are the people? Write the number of the conversation under the picture.



- B** **1.7** Underline the correct alternative in the extracts below. Then listen and check.

- 1 S:** Is ¹this/these your bag?
W: Yes, it is.
S: Could you open it, please?
W: What's the problem?
S: ²This/Those is the problem.
W: ³These/That's my shampoo.
2 S: What's ⁴that/those in your pocket?
M: Ah, sorry, ⁵these/those are my keys.
S: OK, go ahead.
3 M: Excuse me, ⁶that's/those are my ⁷friend/friend's bags. Can I ...?
W: Sorry, ⁸this is/that's my bag. The black one. In your hand.
M: No, ⁹this/these is my ¹⁰friend's/friend.
W: Look, my name's on it. It's ¹¹my/mine.
M: Oh, sorry, you're right. It's ¹²your/yours.

- 4 A** Write *this*, *that*, *these* or *those* under the pictures below.



- B** **1.8** **WEAK FORMS: *this*, *that*, *these*, *those***
 Listen to the pronunciation. Then listen and repeat.

- 1** Is this /ðɪs/ your bag?
2 Are these /ði:z/ your bags?
3 Is that /ðæt/ your bag?
4 Are those /ðəʊz/ your bags?

- 5 A** Correct the sentences. Use Exercise 3B to help.

- 1** That's the bag of my friend. ~~X~~
 That's my friend's bag. ✓
2 This is the mobile of John. ~~X~~
 This is John's mobile. ✓
3 That's mine bag. ~~X~~ That's my bag. ✓
4 It's my. ~~X~~ It's mine. ✓
5 They're yours bags. ~~X~~ They're yours bags. ✓
6 They're your. ~~X~~ They're yours. ✓
7 This bag is Sally. ~~X~~ This bag is Sally's. ✓

- B** Complete the conversation. Use the words in brackets to help.

- A:** Is that ¹my book? (I)
B: No, it isn't. It's ²hers. (Maria)
A: Where's ³hers? (I)
B: Is this ⁴hers? (you)
A: Yes, thanks. Is this ⁵hers bag? (you)
B: No, it isn't ⁶hers. (I)
A: Maybe it's ⁷hers. (Ali)

▷ page 128 **LANGUAGEBANK**

SPEAKING

- 6** Work in pairs. Student A: point to an object in the classroom and ask your partner what it is. Student B: name the object.

- A:** What's **this** in English?
B: It's a dictionary.
A: What are **those** in English?
B: They're windows.

- 7 A** Work in groups. Put two objects from your bag/pocket on a table. Identify the objects.

Silvia's bag, Cheng's keys, my watch ...

- B** Work with a partner from another group. Look at their objects. Ask and answer questions.


- A:** Is that your pen?
B: No, it isn't. It's Bruno's.
A: Are these Jack's glasses?
B: No, they aren't. They're Veronika's.

▷ page 152 **PHOTOBANK**



1.3 CAN I HAVE A COFFEE?

- F** making requests
- P** polite intonation; sentence stress
- V** tourist places



VOCABULARY

TOURIST PLACES

1 A Match photos A–C with these places.

- 1 a tourist shop _____
- 2 a snack bar _____
- 3 a train station _____

B Write the words from the box in the word webs below. Add one more word to each place.

a postcard an apple juice a battery
a single ticket a return ticket a coffee
a sandwich a platform a souvenir

a postcard

tourist shop

train station

snack bar

C ▶ 1.9 Listen and check. Then listen and repeat.

D Work in pairs. Student A: say a place from Exercise 1B. Student B: say three things you can buy there.

FUNCTION

MAKING REQUESTS

2 A ▶ 1.10 Listen to three conversations. Where are the people?

- 1 _____
- 2 _____
- 3 _____

B Listen again. What does each tourist buy?

- 1 _____
- 2 _____
- 3 _____

3 A ▶ 1.11 Listen and complete the requests.

- 1 Can I have a sandwich, please?
- 2 _____ one of those batteries, please?
- 3 _____ a single to Sydney, please?

B Look at the question. Listen to the polite intonation. Then listen and repeat.

Can I have a sandwich, please?

▶ page 128 **LANGUAGEBANK**

4 A ▶ 1.12 **POLITE INTONATION** Listen to the speakers. Are they polite (P) or not very polite (N)?

B Work in pairs. Student A: you are in one of the places in the photos. Make requests. Student B: only answer if Student A is polite.

A: Could I have one of those postcards, please?

B: Yes. Here you are.



LEARN TO

LISTEN FOR KEY WORDS

5 A SENTENCE STRESS Read the conversation. Underline the key words in each sentence.

A: Can I have a sandwich and an apple juice, please? (3 words)

B: That's six euros. (2 words)

A: Ah, I only have five euros. How much is the sandwich? (3 words)

B: Four euros fifty, and the apple juice is one fifty. (7 words)

A: OK. Could I have the sandwich, but no juice? (3 words)

B: That's four fifty. (2 words)

B **1.13** Listen to the conversation and check your answers. Then listen and repeat.

speakout TIP

Key words are the important information words in a sentence. These words are stressed and are longer, **LOUDER** and higher.

6 **1.14** Listen to three conversation extracts and circle the correct prices.

Extract 1

1 an apple juice a) €2.00 b) €2.10 c) €2.20

Extract 2

2 a single ticket a) €4.20 b) €4.50 c) €4.80

3 a taxi a) €13 b) €23 c) €30

Extract 3

4 a coffee a) €2.15 b) €2.50 c) €3.50

5 a sandwich a) €2.25 b) €2.75 c) €3.75

6 a bottle of water a) €1.30 b) €1.40 c) €1.60

7 Work in pairs and take turns. Student A: look at page 162. Student B: look at page 164.

SPEAKING

8 A Work in pairs. Complete the menu with prices.

B Role-play the conversation. Student A: look at the menu. Choose and order your food and drink. Student B: take your partner's order. Say the price.

A: *Could I have a coffee and a cheese sandwich, please?*

B: *A coffee and a cheese sandwich? That's four euros fifty.*

the HUB

drinks

Coffee	€1.50
Tea	_____
Hot chocolate	_____
Mineral water	_____
Juice	_____

sandwiches

Cheese	€3.00
Egg	_____
Chicken	_____

cakes

Chocolate cake	_____
Coffee cake	_____

3

COFFEE




DVD PREVIEW

- 1** Look at the photo and read the programme information. Who are the people in the photo?



- 2 A** Match the words in the box with pictures A–H.

a lift **A** a restaurant stairs air-conditioning
reception free WiFi room service parking



- B** What do you remember? Close your books and write a list of the words. Underline the stressed syllables.

- C Discuss.** What five things are important for you in a hotel?

A: Parking's important for me. Free parking.

B: Yes, and a friendly person in reception.

A: Yes, for me too.

DVD VIEW

- 3 A** Watch the DVD. How funny is it? Put a cross on the line.



1

2

3

4

5

not funny

funny

- B** Work in pairs. Are the sentences true (T) or false (F)?

- 1 Manuel speaks English.
- 2 The animal speaks English.
- 3 The Major is surprised.
- 4 Mr Fawltly is surprised.

- C** What do the people say? Work in pairs and underline the correct alternative.

- 1 How/Who are you, Sir?
- 2 I speak English *good/well*.
- 3 I learn it from a *book/cook*.
- 4 Hello, Major. How are you *OK/today*?
- 5 I'm *tired/fine*, thank you.
- 6 That's a remarkable *animal/apple* you have there, Fawltly.
- 7 Er ... £20/£12, I think.
- 8 *Canadian/American*, I think, Major.

- D** Watch again and check your answers.



speakout at a hotel

- 4 A** Look at the key phrases below. Who says them?
Write guest (G) or receptionist (R) next to each phrase.

KEY PHRASES

Good evening. Can I help you? *R*
Yes, I have a reservation.
For two nights?
What's your surname?
Could you spell that?
You're in room 407.
This is your keycard.
What's the WiFi code?
What time's breakfast?

- B** 1.15 Listen and check.

C Listen again and complete the information. Write the guest's name and telephone number and the WiFi code.

Name: _____
Phone number: _____
WiFi code: _____

- 5** Work in pairs and take turns. Student A: you are the receptionist. Welcome the guest and complete the information. Student B: you are the guest. Answer the receptionist's questions.

Surname: _____
First name: _____
Address: _____

Phone: _____
Email: _____
Number of nights: _____

A: Good evening, can I help you?

B: Yes, I have a reservation. My name's Pirez.

A: Ah, yes. Could you spell that?

B: Yes. It's P-i-r-e-z.

writeback a form

- 6 A** Look at the hotel booking form below and answer the questions.

- How many times do you write your name?
- How many dates do you write?
- Which of these are not correct for this form?
a) JOHN, b) *John*, c) John

B Complete the form. Write N/A (= not applicable) for information you don't know.

(Please write in BLOCK CAPITALS)

Surname: (Family name) _____

First name: _____

Address: _____

City: _____

Country: _____

Post code: _____

Passport/ID number: _____

Tel no: _____

Fax: _____

Email: _____

No of rooms: Single Double

Arrival date: _____

Departure date: _____

Credit card type: _____

Name of card holder as it appears on card:

Number: _____

Expiry date: _____

Signature: _____

Date: _____

G PRESENT SIMPLE: BE

1 A Complete sentences 1–5 with the correct form of *be*.

- 1 Where' _____ Kuala Lumpur?
- 2 Where _____ these people from: Angela Merkel, Daniel Radcliffe, Lang Lang, Cristiano Ronaldo?
- 3 Where' _____ the Blue Mosque?
- 4 What _____ the names of four countries in South America beginning with A, B or C?
- 5 I' _____ the President of the USA. What _____ my name?

B Work in pairs and answer the questions.

G QUESTIONS WITH BE

2 Work in pairs. Student A: choose a famous person. Student B: ask questions to identify him/her.

- B:** *Is it a man?*
A: *Yes, it is.*
B: *Is he French?*
A: *No, he isn't.*
B: *Is he on TV?*
A: *Yes, he is.*

V COUNTRIES, NATIONALITIES AND CAPITAL LETTERS

3 A Unjumble the letters and find six countries.

- aanpj = Japan*
 1 isusar
 2 typeg
 3 isnap
 4 dtalhani
 5 omicxe
 6 diain

B Write five new words from Unit 1.

C Work in pairs. Student A: say one of your words. Student B: spell it.

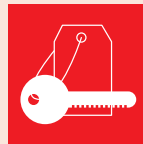
- A:** *sandwich*
B: *s-a-n-d-w-i-c-h*

V OBJECTS, THIS/THAT THESE/THOSE

4 A Write the name of each object.




1 _____



4 _____



2 _____



5 _____



3 _____



6 _____

B Underline the correct alternatives.

- 1 **A:** Which newspaper is that/those?
B: It's The New York Times.
- 2 **A:** What are this/these?
B: They're my new sunglasses.
- 3 **A:** What are that/those?
B: They're English magazines.

C Work in pairs. Student A: give your partner an object from your bag/pocket. Student B: close your eyes and guess the object.

- A:** *What's this? / What are these?*
B: *It's a ... / They're ...*

G POSSESSIVES

5 A Work in pairs. Complete the poems with words from the box.

my your my mine yours
 hands fine Ann's

- A:** This is ¹ my book.
B: No, it's ² _____.
A: Here's ³ _____ name. Look!
B: Oh! That's ⁴ _____.
B: Are these ⁵ _____ pens?
A: No, they're ⁶ _____.
B: Where are ⁷ _____ then?
A: In my ⁸ _____!

B Read the poems together.

V WORD GROUPS

6 A Write five words from Unit 1 for the three groups below:

- 1 electrical objects
a mobile phone, ...
- 2 two-syllable words
a passport, ...
- 3 places
a tourist shop, ...

B Work in pairs. Student A: read out the words but don't say which group. Student B: guess the group.

F MAKING REQUESTS

7 A Complete the conversation with the words in the box.

could is return there
 you it

- A:** Hello, ¹ could I have a ticket to Rome, please?
B: A single or?
A: A return, please. How much is?
B: Twenty-five euros.
A: And which platform it?
B: Platform three. Over.
A: Thank.

B Write down twelve key words from the conversation.

C Work in pairs. Compare your key words and practise the conversation. DVD PREVIEW

- A:** *Good evening, can I help you?*
B: *Yes, I have a reservation. My name's Pirez.*
A: *Ah, yes. Could you spell that?*
B: *Yes. It's P-i-r-e-z.*